

Accounting Aid Society
Site Coordinator Update – April 8, 2023

CONTENTS:

▪ Estimated Taxes
▪ Filing Deadline for 2019
▪ Amended Returns and Direct Deposit/Direct Debit
▪ Brother Printers (Deep Sleep Mode)

Estimated Taxes

If you have clients who pay estimated taxes, please remind them that for:

- Federal, Michigan and Detroit returns – The first payment for tax year 2023 is due April 18, 2023.
 - The estimated tax vouchers can be completed in TaxSlayer.
- Hamtramck, Highland Park and Pontiac returns – The first payment for tax year 2023 is due April 30, 2023.
 - Visit the income tax forms section of the city web site to print the estimated tax vouchers, for the quarterly due dates, and for the mailing address.
 - A link to each city’s web site may be found at the following URL:
<https://www.michigan.gov/taxes/iit-forms/city-income-tax-forms>
- Note: See the *Site Coordinator Update for March 11, 2023*, for general information as to when a taxpayer must make estimated tax payments.
 - Download and complete federal Form 1040-ES, Michigan Form MI-1040ES, and/or Detroit Form 5123, if needed, to assist in determining the estimated tax for 2023.

Filing Deadline for Tax Year 2019

Please note the following update and clarification to information presented in last week’s update regarding the filing deadline to claim a 2019 federal refund:

- Taxpayers who filed their 2019 return **after April 15, 2020, but on or before July 15, 2020** may file an amended return to claim a refund within **3 years of the date they filed their original return**.
- Taxpayers who filed their 2019 return **after July 15, 2020** (or did not file their 2019 return) may file an amended (or original) return to claim a refund by **Monday, July 17, 2023** (because July 15 is a Saturday).
- See IRS Notice 2023-21 for details and examples.

Amended Returns and Direct Deposit/Direct Debit

TaxSlayer Pro Online now supports direct deposit and direct debit on an e-filed amended federal tax return as indicated below:

- 2022 – Direct Deposit and Direct Debit
- 2021 – Direct Debit

Brother Printers in Deep Sleep Mode

Please see the attached instructions for resolving the issue of Brother printers not printing due to Deep Sleep Mode. The instructions have also been included below.


Simple Steps to Get your Brother Printer Up and Running Again From Sleep/Deep Sleep Mode!!

Tap on the Menu button


From the Screen select “**General Setup**”




Press the down arrow button and select “**Ecology**”




Press down button and select “**Sleep Time**”



Press Down and Stop/Exit button together
It will show the Deep Sleep mode on the display



Press the up or down button till it shows the off option on the display



Tap OK when it displays off option and it will turn off the Deep Sleep mode.